



Liberty Isles HOA Approved Color Schemes


All trim, front doors and garages are to be paint SW8917 – Shell White

1. SW7660 – Earl Grey
2. HC-51 Behrs – Audubon Russet
3. SW7037 – Balanced Beige
4. SW7742 – Agate Green
5. SW6673 – Banana Cream
6. SW6479 – Drizzle
7. SW8917 – Shell White (All trim, front doors, and garage doors)

Liberty Isles HOA Approved Color Schemes



ARC Instructions

1. First, Log into **Resident Center**.
 -  **NOTE:** Architectural requests are NOT currently available in the Resident Center mobile app. You must log in to Resident Center on the web through a browser.
2. From the Resident Center menu, select **Architectural requests**.
3. On the Architectural requests page, you can view open **Projects**, along with the initial **date of request**, current **status**, and the **decision** reached.
4. To create a new request, please click on **Create architectural request**.
5. Follow the **instructions** and **upload** all supporting documents.
 - You can upload up to 10 files, and each must be 15 MB or less in file size.
6. Please create a **name** for your **project**.
7. Once completed and all supporting documents are uploaded click the **Submit request**.
8. After submitting your request, you can provide additional updates or upload new documents by typing in the **Updates** text box and/or clicking the **Upload** button to add more files, and then click **Send**.